

# Panel Mount Industrial Display Monitor

Model # IPMB-17W-4K

## Features

- 6mm aluminum front bezel with hardness glass protect screen
- 17.3 inch TFT LCD wide screen support 4K resolution 3840 x 2160
- Display-Port 1.2 x1 , HDMI 2.0 x 3
- Front bezel NEMA4 / IP65 compliant
- Front osd control buttons to optimized display
- Build in 2x 2watts stereo speakers
- Panel (Flush) mount with clips & Rack Mount ( 7U )
- Meet standard VESA hole, support desk stand / wall mount / Swing Arm mounting

## Option

- DC 9~36 V power input
- AR Hardness glass
- Touch screen



### LCD Characteristics :

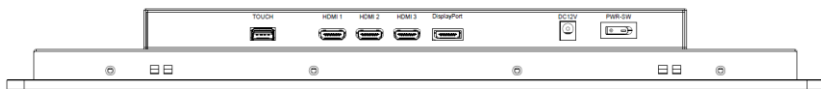
|                       |               |
|-----------------------|---------------|
| Screen Size           | 17.3"         |
| Backlight Type        | LED           |
| Resolution            | 3840x2160     |
| Contrast Ratio        | 1000:1        |
| Brightness ( cd/m2 )  | 400           |
| View Angles ( H/V )   | 178/178       |
| Pixel Size ( HxV ) mm | 0.0995x0.0995 |
| Max. Color            | 16.7M         |
| MTBF ( Hrs. )         | 30,000        |

### Input Signals:

|                        |                               |
|------------------------|-------------------------------|
| Display-Port           | Display- Port 1.2 ( 4K-60Hz ) |
| HDMI                   | 3 x HDMI 2.0 ( 4K-60Hz )      |
| Power Input            | 12V DC jack with hanger       |
| Touch-USB ( option )   | USB A Type connector          |
| Touch-RS232 ( option ) | D-SUB 9P connector ( Female ) |

### User Controls Interface:

|                                   |
|-----------------------------------|
| Power ON / OFF via Front Button   |
| Power Mode Status LED indicator   |
| OSD ( On Screen Display ) Buttons |

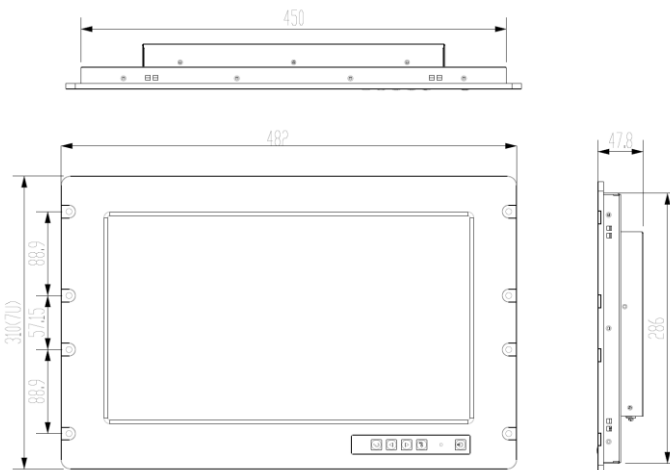


### Power Specifications :

|                                      |  |
|--------------------------------------|--|
| AC Power Input                       | External Power Adapter , 100-240V AC Input                               |
| Wide Range DC Power Input ( option ) | Screw Type Terminal Block with internal wide Range DC 9-36V power module |

### Mechanical and Environment:

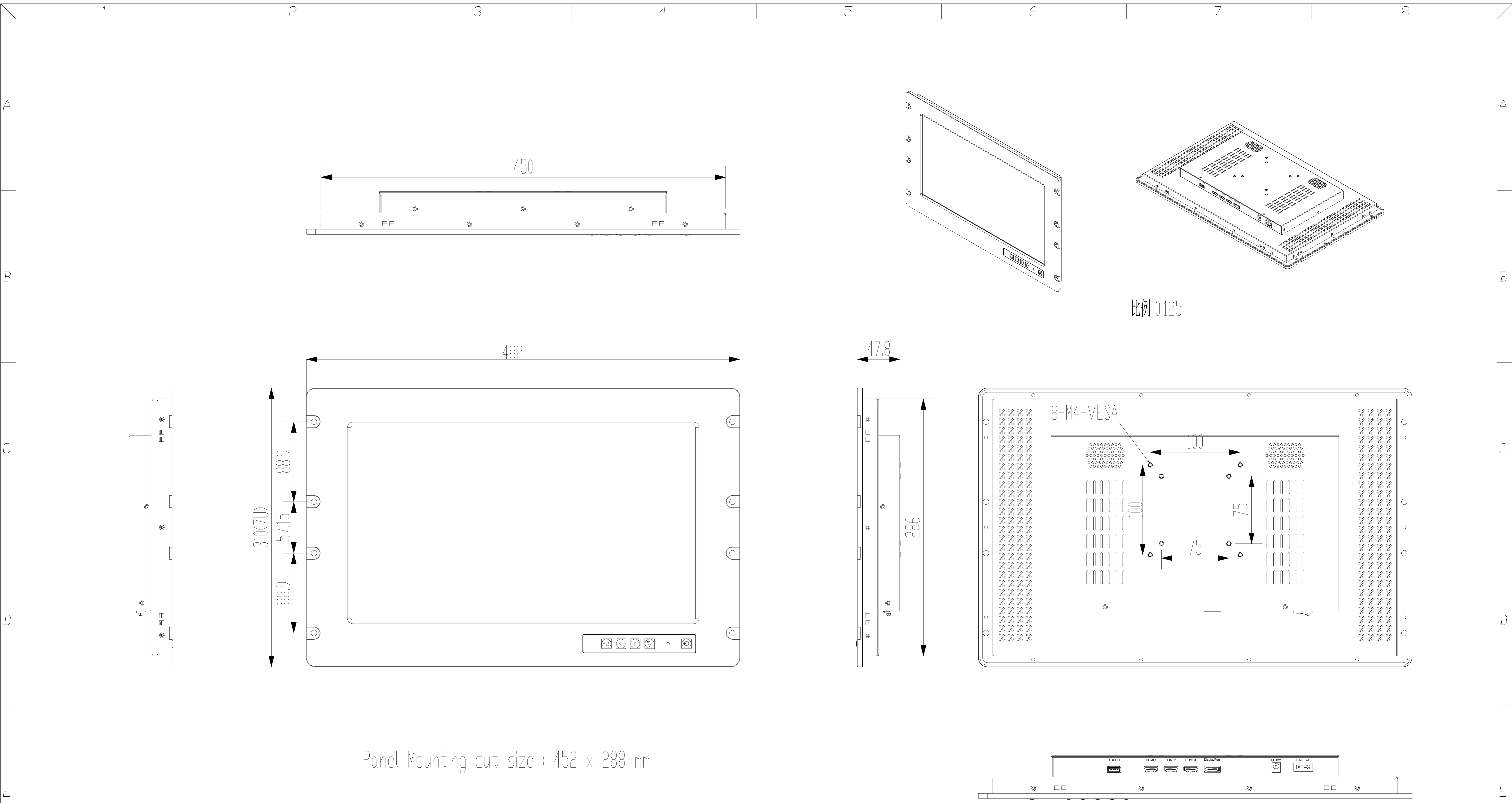
|                              |  |
|------------------------------|--|
| IP Protect                   | Front IP65 Grade   |
| Mounting                     | Rack Mount / Panel ( Flush ) Mount with clips / VESA Mount |
| Construction                 | Aluminum Front Bezel + Metal Housing                       |
| Operating Temperature        | 0 - 50 deg. C  |
| Operating Humidity           | 5% - 95% ( non -condensing )                               |
| Anti-Vibration               | 5 - 500 Hz / 1 Grms PTP                                    |
| Anti-Shock                   | 15G / Peak ( 11 ms )                                       |
| Physical Dimension ( WxHxD ) | 482 x 310(7U) x 47.8 ( mm )                                |
| Packing Dimension ( WxHxD )  | 550 x 420 x 200 ( mm )                                     |
| Net Weight / Gross Weight    | 8 / 10.5 ( KGs )   |
| Certification and Approvals  | CE / FCC / RoHS  |



CE FC RoHS COMPLIANT



102 route de Limours - DOMAINE DE ST PAUL - BAT  
A6 - Bureau 3  
78470 ST REMY LES CHEVREUSE  
Tel : 09 54 16 23 53 - Fax : 09 59 16 23 53  
www.sacasa.info - contact@sacasa.info



比例 0.125

Panel Mounting cut size : 452 x 288 mm

